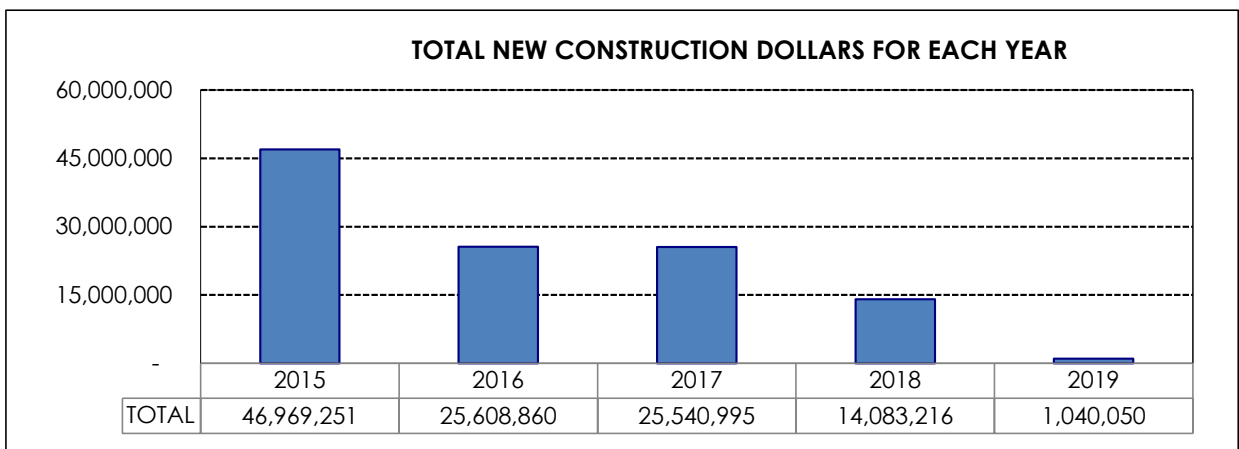
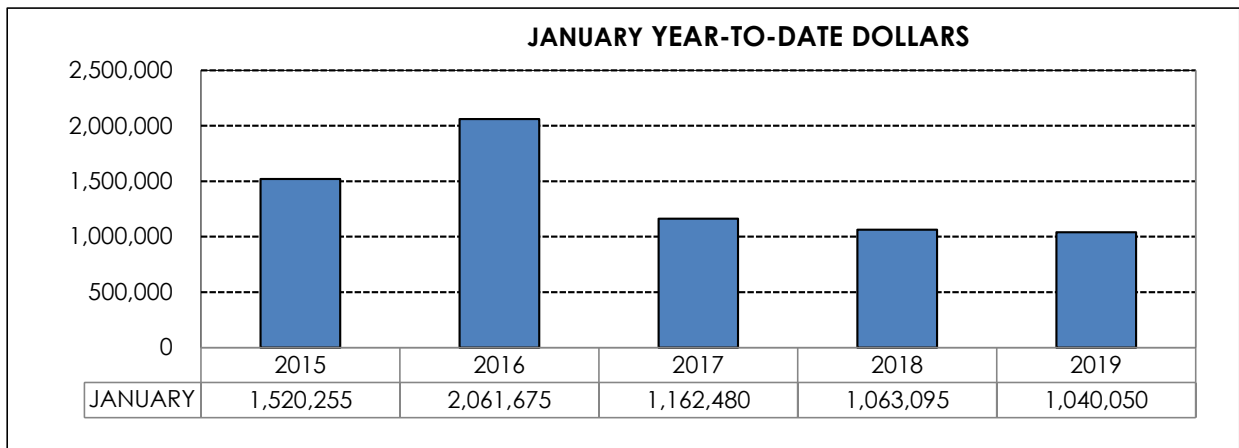
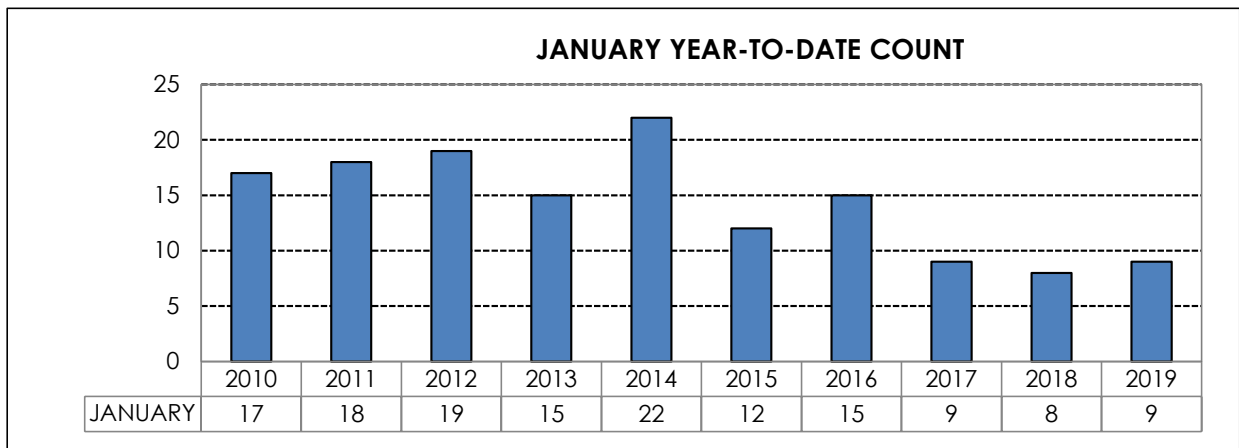


RESIDENTIAL SINGLE FAMILY NEW CONSTRUCTION MONTH END REPORT JANUARY 2019

Month	2010	2011	2012	2013	2014	2015	2016	2017	2018	2019
1 January	17	18	19	15	22	12	15	9	8	9
2 February	29	17	15	26	21	19	26	15	8	
3 March	46	14	27	27	31	23	18	55	19	
4 April	31	19	26	26	36	27	23	20	17	
5 May	30	20	23	19	17	15	9	11	20	
6 June	23	19	24	19	12	11	31	5	7	
7 July	17	20	15	27	23	20	16	9	14	
8 August	19	12	15	18	19	33	15	12	6	
9 September	11	12	12	28	15	13	15	6	2	
10 October	13	10	21	15	19	23	12	7	3	
11 November	1	8	11	7	21	25	6	19	7	
12 December	9	10	16	11	34	7	3	9	6	
Totals	246	179	224	238	270	228	189	177	117	9

YTD	17	18	19	15	22	12	15	9	8	9
-----	----	----	----	----	----	----	----	---	---	---



**CITY OF OWASSO
RESIDENTIAL LOT INVENTORY STATUS
January 31, 2019**

<u>SUBDIVISION</u>	<u># OF LOTS</u>	<u># DEVELOPED</u>	<u># AVAILABLE</u>
Abbott Farms I (12/16)	65	60	5
Camelot Estates (4/07)	139	137	2
Carrington Pointe I (1/11)	171	170	1
Carrington Pointe II (11/16)	93	55	38
Estates at Morrow Place (9/17)	98	0	98
Hawthorne at Stone Canyon	56	0	56
Keys Landing II (1/17)	98	0	98
Miscellaneous Lots	9	4	5
Morrow Place (9/17)	89	71	18
Nottingham Hill (6/09)	58	20	38
TOTALS	876	517	359

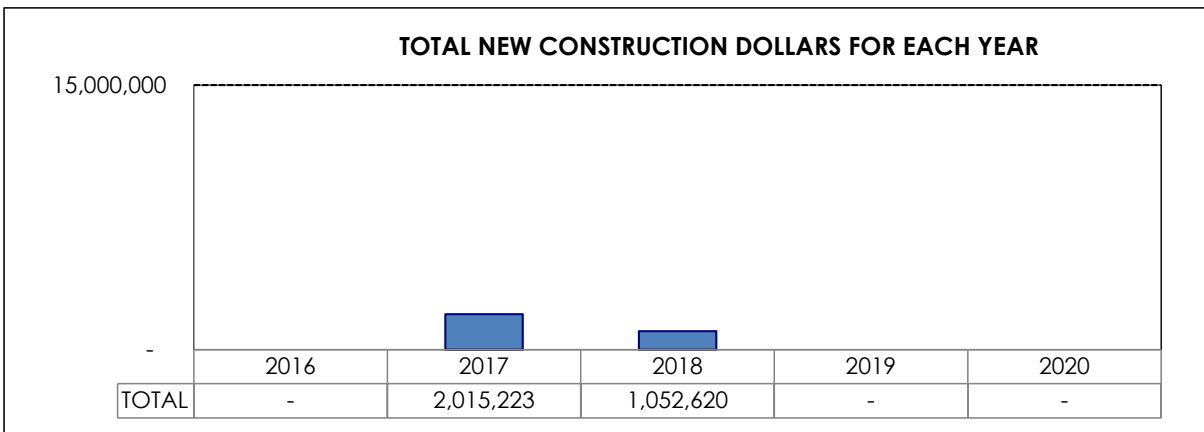
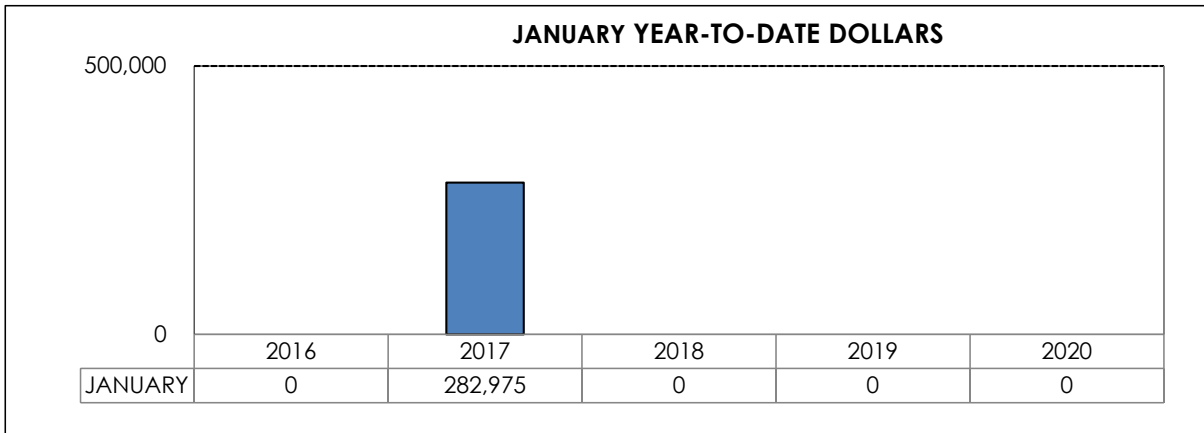
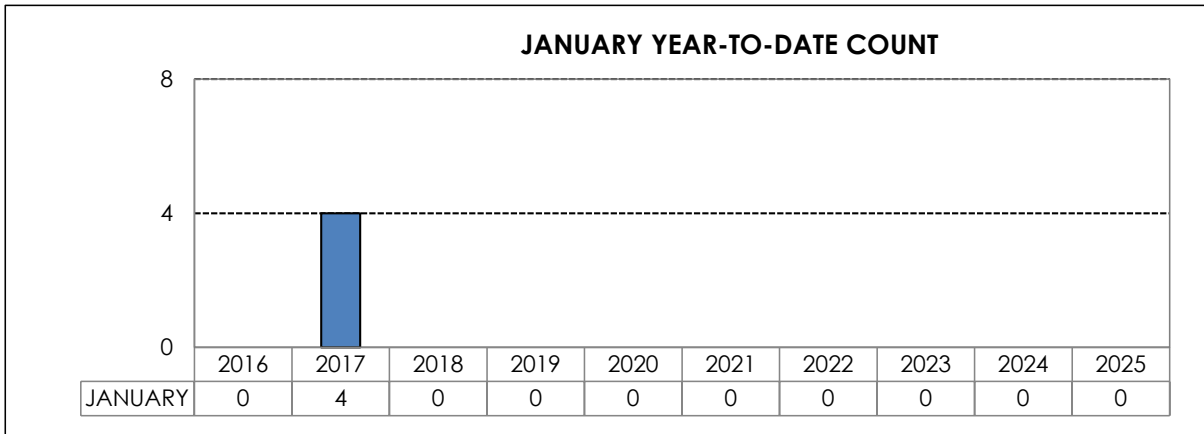
RESIDENTIAL MULTI-FAMILY NEW CONSTRUCTION MONTH END REPORT JANUARY 2019

(Initial recording began May 2016)

Month	2016	2017	2018	2019	2020	2021	2022	2023	2024	2025
1 January		4	0	0						
2 February		6	0							
3 March		*13	0							
4 April		0	4							
5 May	0	0	0							
6 June	0	0	0							
7 July	0	0	0							
8 August	0	0	0							
9 September	0	4	9							
10 October	0	0	0							
11 November	0	0	0							
12 December	0	*10	0							
Totals	0	37	13	0	0	0	0	0	0	0

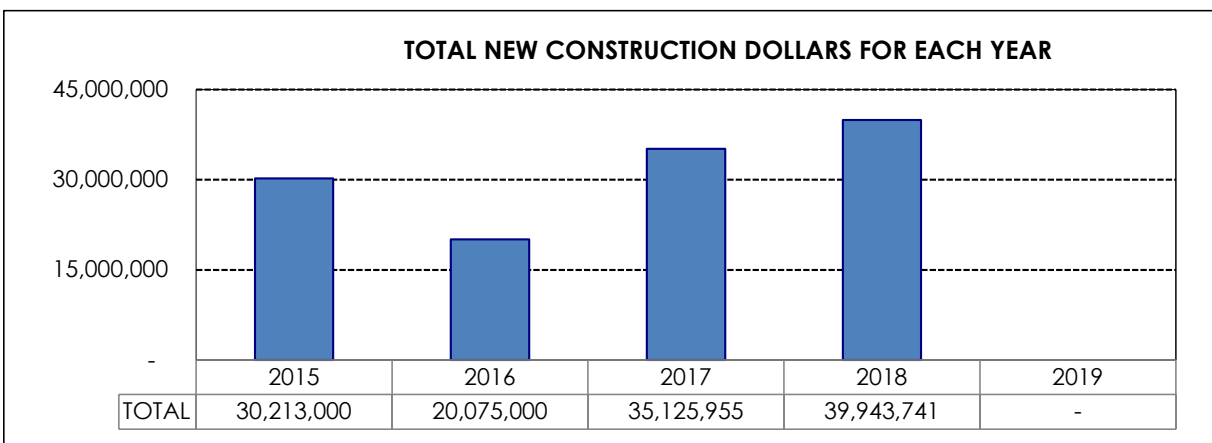
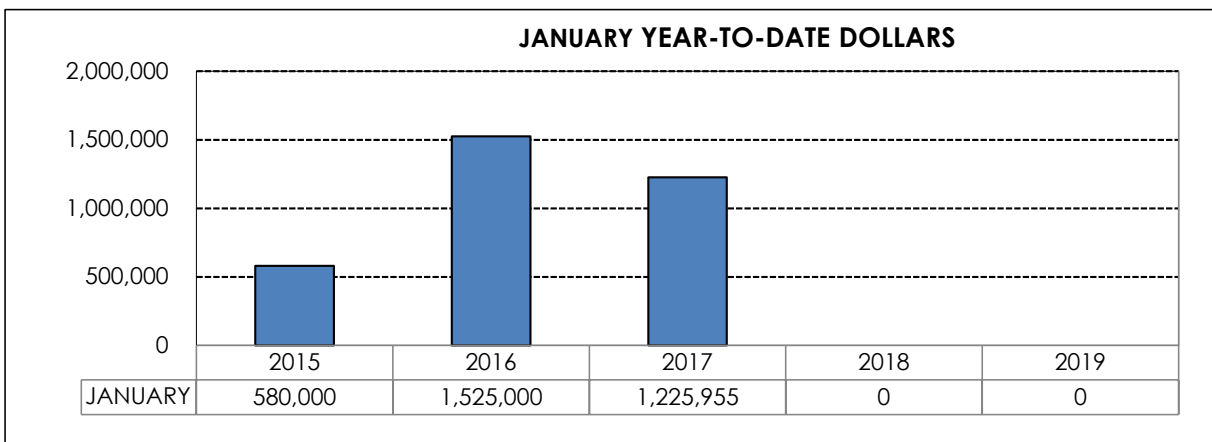
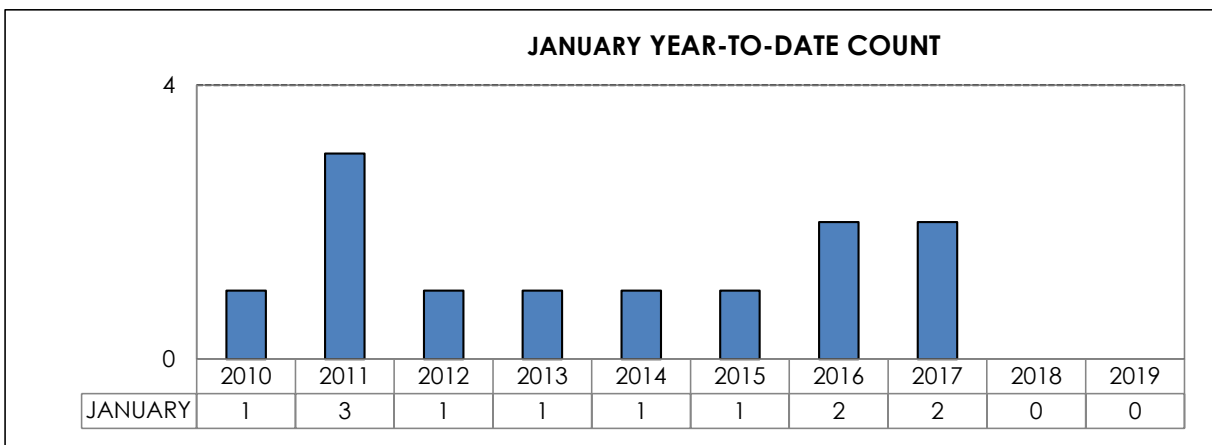
YTD **0** **4** **0** **0** **0** **0** **0** **0** **0** **0**

*Units part of mixed use projects. Construction dollars counted towards new commercial.



COMMERCIAL NEW CONSTRUCTION MONTH END REPORT JANUARY 2019

Month	2010	2011	2012	2013	2014	2015	2016	2017	2018	2019
1 January	1	3	1	1	1	1	2	2	0	0
2 February	1	3	1	1	0	2	1	0	0	
3 March	3	0	0	0	1	2	0	2	3	
4 April	1	1	0	4	0	2	0	0	0	
5 May	1	2	1	0	0	0	0	1	2	
6 June	0	0	2	1	2	3	2	0	1	
7 July	0	0	0	1	0	0	2	0	2	
8 August	0	2	2	0	0	0	2	2	1	
9 September	0	0	0	0	3	2	3	1	1	
10 October	0	1	0	4	0	1	2	0	0	
11 November	2	1	0	1	3	1	1	2	1	
12 December	1	0	0	1	2	0	0	0	0	
Totals	10	13	7	14	12	14	15	10	11	0
YTD	1	3	1	1	1	1	2	2	0	0



Certificate of Occupancy Monthly List

NAME	ADDRESS	DATE	COMPLETE
JANUARY 2019			
Thompson Fam.Neighborhood@Bap.Village	12317 E 73 St N	1/17/2019	Yes
Black Bear Diner	9039 N 121 E Ave	1/22/2019	Yes
DECEMBER 2018			
Spectrum Paint	11560 N 135 E Ave#109	12/12/2018	Yes
Mari MED	9200 N Garnett Rd	12/18/2018	Yes
Kum & Go	13704 E 106 St N	12/18/2018	Yes
NOVEMBER 2018			
Smoke	201 S Main St #100	11/12/2018	Yes
Mad Eats	201 S Main St #130	11/12/2018	Yes
The Drip Beverage Lab	201 S Main St #150	11/14/2018	Yes
The Greenery	7800 N Owasso Exp #A	11/15/2018	Yes
Seven6Main Building	201 S Main St	11/30/2018	Yes
OCTOBER 2018			
Western Sun	14010 E 116 St N	10/10/2018	Yes
Le Petit	13720 E 86 St N #120	10/15/2018	Yes
Waffle House (remodel)	503 E 2 Ave	10/16/2018	Yes
Owasso Learning Center	11510 E 83 St N	10/31/2018	Yes
SEPTEMBER 2018			
SolidaritUS	14601 E 88 Pl N	9/10/218	Yes
Garrett Creek Wine & Spirits	11560 N 135 E Ave #103	9/19/2018	Yes
Ding Tea	12500 E 86 St N #108	9/13/2018	Yes
AUGUST 2018			
St. Francis Physical Therapy	11560 N 135 E Ave #101-C	8/10/2018	Yes
Pie Five	9700 N Garnett Rd #A	8/10/2018	Yes
Golden Biscuit	10350 E 86 St N	8/15/2018	Yes
First Baptist Mission Owasso	11341 N Garnett Rd	8/15/2018	Yes
Aldi (remodel)	9395 N Owasso Exp	8/17/2018	Yes
JULY 2018			
Party City	9002 N 121 E Ave #600	7/18/2018	Yes
Dollar General (remodel)	505 E 2 Ave	7/17/2018	Yes
JUNE 2018			
MAY 2018			
Lee Nails Spa	9100 N Garnett Rd #H	5/31/2018	Yes
Ulta Beauty	9018 N 121 E Ave #500	5/16/2018	Yes
APRIL 2018			
Dazzling Nail Bar	9455 N Owasso Exp #F	4/11/2018	Yes
Casey's General Store	9699 E 86 St N	4/12/2018	Yes
NoLimits Church	403 W 2nd Ave #108	4/12/2018	Yes
TipToe Nail Salon	8751 N 117 E Ave #K	4/17/2018	Yes
Owasso Public School~Athletic Center	12901 E 86 St N	4/23/2018	Yes
MARCH 2018			
McDonald's (remodel)	11604 N 135 E Ave	3/2/2018	Yes
Encompass Home Health	403 W 2 Ave #100	3/21/2018	Yes
Allergy Clinic of Tulsa-Owasso	8510 N 123 E Ave	3/30/2018	Yes

PERMITS APPLIED FOR IN JANUARY 2019

ADDRESS	BUILDER	ADD/ZONE	VALUE	A.S.F.	PERMIT#
409 E 21 Ct	Servpro	AHIV/RS3	\$ 100,000	1,850	19-0101-X
422 E 22 St	RBL Construction	Unplatted/CG	\$ 25,000	800	19-0102-C
8231 N Owasso Exp.	RECO Construction	3LI/IL	\$ 37,200	372	19-0103-C
315 S Main St	Homeowner	OT/RS3	\$ 10,000	496	19-0104-X
108 W 11 St	Homeowner	SE/RS3	\$ 10,000	1,122	19-0105-X
413 E 2 Ave	Encino Signs	76Center/CG	\$ 5,000	30	19-0106-S
11502 E 76 St N	Jim Butler Construction	QTCenter/CH	\$ 76,000	4,600	19-0107-C
12902 E 86 St N	S&G Construction	ROC/CH	\$ 76,000	4,600	19-0108-C
8202 N 120 E Ave	Service Master	ECE/RS3	\$ 148,206	1,745	19-0109-X
12223 N 130 E Ave	Capital Homes	MP/RS3	\$ 111,265	2,023	19-0110-X
9600 N Garnett Rd	S&G Construction	ELRV/CS	\$ 80,000	4,600	19-0111-C
9001 N 123 E Ave	Hayes Custom Homes	LR/RS3	\$ 110,000	2,000	19-0112-X
12318 N 130 E Ave	Simmons Homes	MP/RS3	\$ 123,805	2,251	19-0113-X
12302 N 130 E Ave	Simmons Homes	MP/RS3	\$ 118,635	2,157	19-0114-X
11205 N 148 E Ave	Champion Windows	LVVII/RS3	\$ 8,739	120	19-0115-X
9206 N Garnett Rd	A-Max Signs	Unplatted/CG	\$ 3,000	18	19-0116-S
12206 E 70 St N	Strategic Builders	KL/RS3	\$ 145,750	2,650	19-0117-X
13008 E 123 PI N	Simmons Homes	MP/RS3	\$ 88,825	1,615	19-0118-X
13007 E 122 PI N	Capital Homes	MP/RS3	\$ 115,775	2,105	19-0119-X
101 S Birch St	Business Owner	OT/CH	\$ 1,000	18	19-0120-S
12311 N 130 E Ave	Capital Homes	MP/RS3	\$ 105,050	1,910	19-0121-X
12314 N 131 E Ave	Capital Homes	MP/RS3	\$ 120,945	2,199	19-0122-X
13720 E 86 St N #100	Long Properties	RC/CS	\$ 10,000	1,500	19-0123-C
9609 N 110 E Ave	Granite Fiberglass	ERVII/RS3	\$ 20,000	420	19-0124-P
12107 E 69 St N	Camps Construction	KL/RS3	\$ 12,800	312	19-0125-X
12899 E 76 St N #106	A-Max Signs	76STPP/CS	\$ 3,800	53	19-0126-S

9 Single Family	\$ 1,040,050	18,910 SqFt
4 Residential Remodel	\$ 266,945	4,837 SqFt
2 Accessory	\$ 22,800	808 SqFt
6 Commercial Remodel	\$ 304,200	16,472 SqFt
4 Signs	\$ 12,800	119 SqFt
1 Pool	\$ 20,000	420 SqFt
26 Total Building Permits	\$ 1,666,795	41,566 SqFt

NEW HOME PERMITS APPLIED FOR WITHIN OWASSO FENCELINE - JANUARY 2019

ADDRESS	COUNTY	BUILDER	TYPE	VALUE
19930 E Rocky Ct	Rogers	Executive Homes	New Home	\$240,000.00
8232 N 154 E Ave	Rogers	Brewster & Co.	New Home	\$267,000.00

1 Single Family		\$507,000.00
0 Multi Family		
1 Total		\$507,000.00