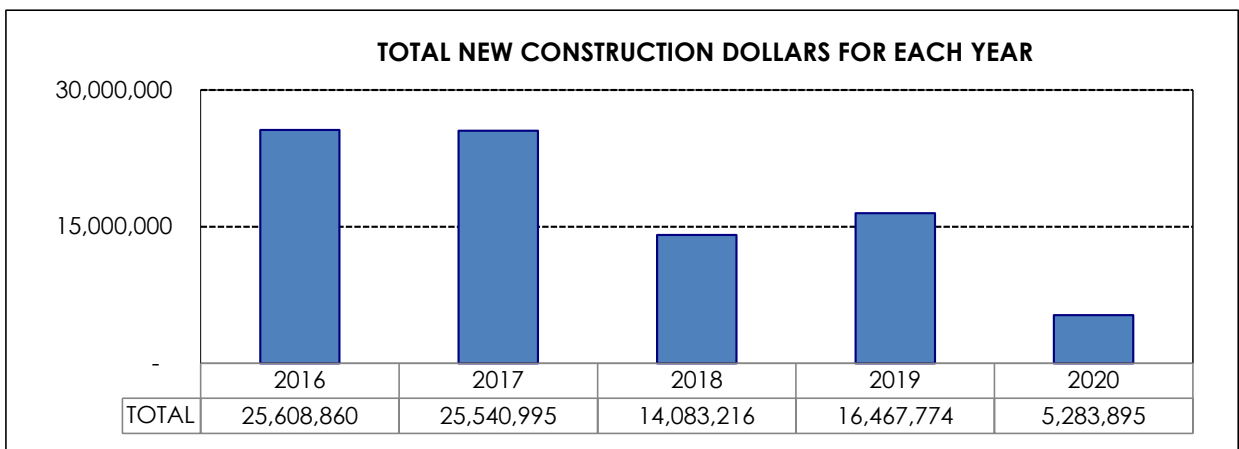
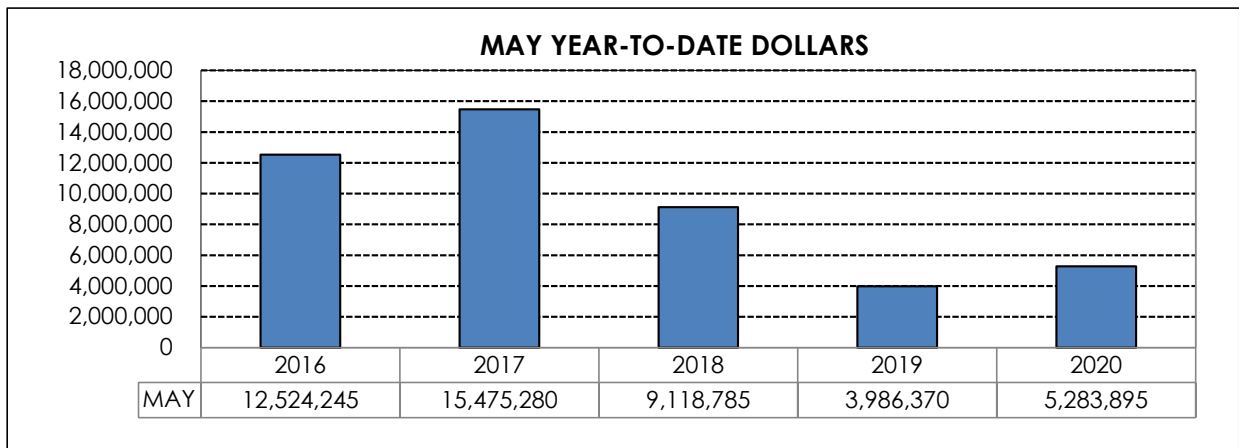
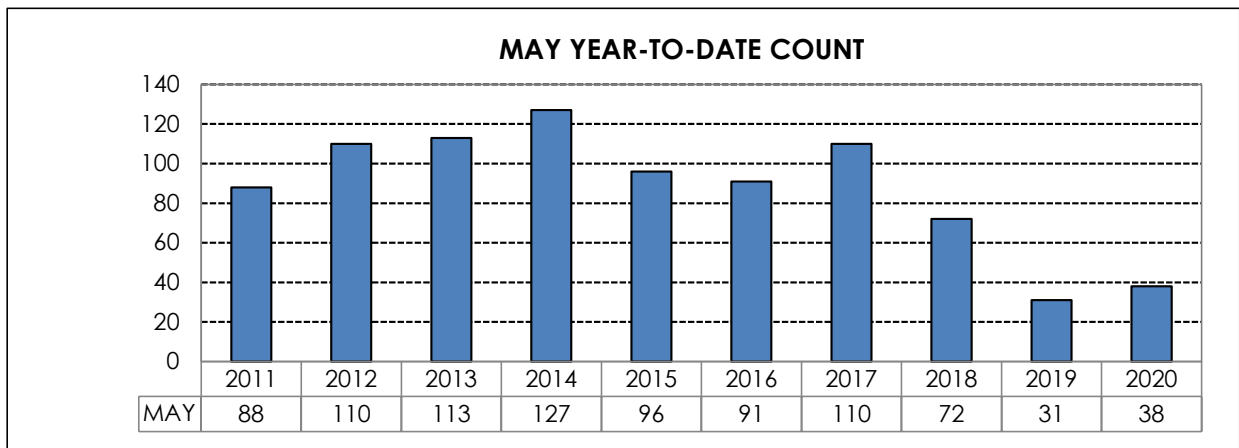


RESIDENTIAL SINGLE FAMILY NEW CONSTRUCTION MONTH END REPORT MAY 2020

Month	2011	2012	2013	2014	2015	2016	2017	2018	2019	2020
1 January	18	19	15	22	12	15	9	8	9	9
2 February	17	15	26	21	19	26	15	8	8	4
3 March	14	27	27	31	23	18	55	19	4	12
4 April	19	26	26	36	27	23	20	17	6	8
5 May	20	23	19	17	15	9	11	20	4	5
6 June	19	24	19	12	11	31	5	7	5	
7 July	20	15	27	23	20	16	9	14	11	
8 August	12	15	18	19	33	15	12	6	6	
9 September	12	12	28	15	13	15	6	2	7	
10 October	10	21	15	19	23	12	7	3	21	
11 November	8	11	7	21	25	6	19	7	2	
12 December	10	16	11	34	7	3	9	6	3	
Totals	179	224	238	270	228	189	177	117	86	38
YTD	88	110	113	127	96	91	110	72	31	38



**CITY OF OWASSO
RESIDENTIAL LOT INVENTORY STATUS
May 31st, 2020**

<u>SUBDIVISION</u>	<u># OF LOTS</u>	<u># DEVELOPED</u>	<u># AVAILABLE</u>
Abbott Farms I (12/16)	65	60	5
Abbott Farms II (3/20)	50	8	42
Camelot Estates (4/07)	139	138	1
Carrington Pointe I (1/11)	171	171	0
Carrington Pointe II (11/16)	93	76	17
Charleston Place (4/19)	17	0	17
Estates at Morrow Place (9/17)	98	21	77
Hawthorne at Stone Canyon	56	0	56
Keys Landing II (1/17)	98	0	98
Miscellaneous Lots	9	9	0
Morrow Place (9/17)	89	89	0
The Cottages at Mingo Crossing (3/19)	57	36	21
Nottingham Hill (6/09)	58	22	36
TOTALS	1000	630	370

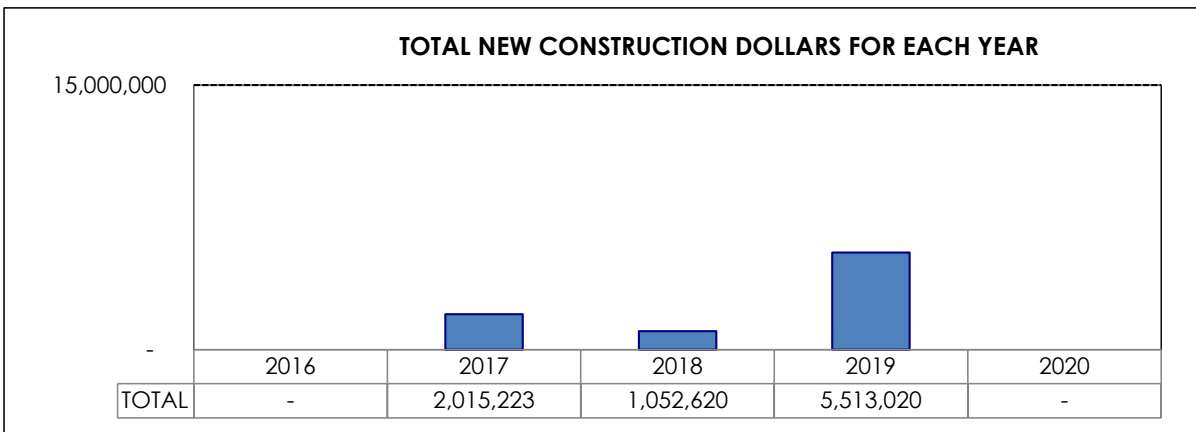
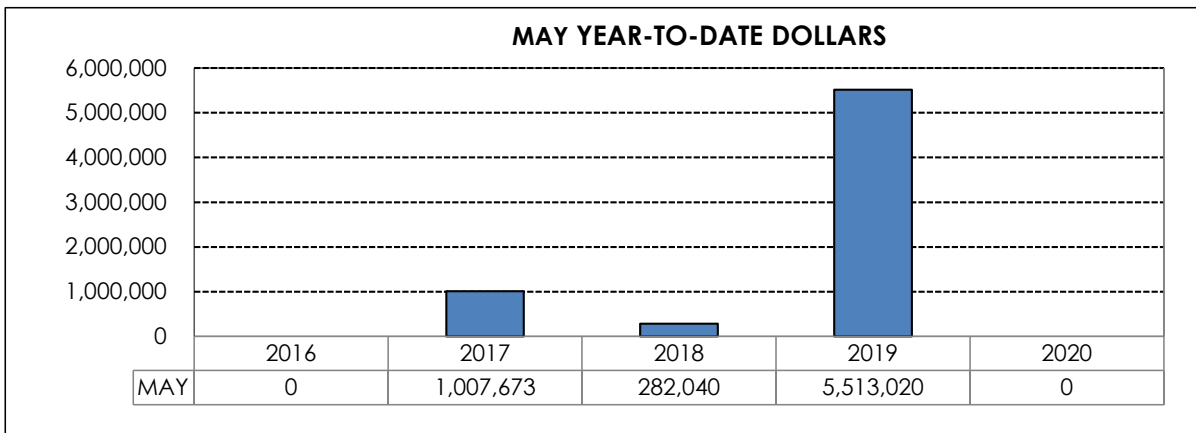
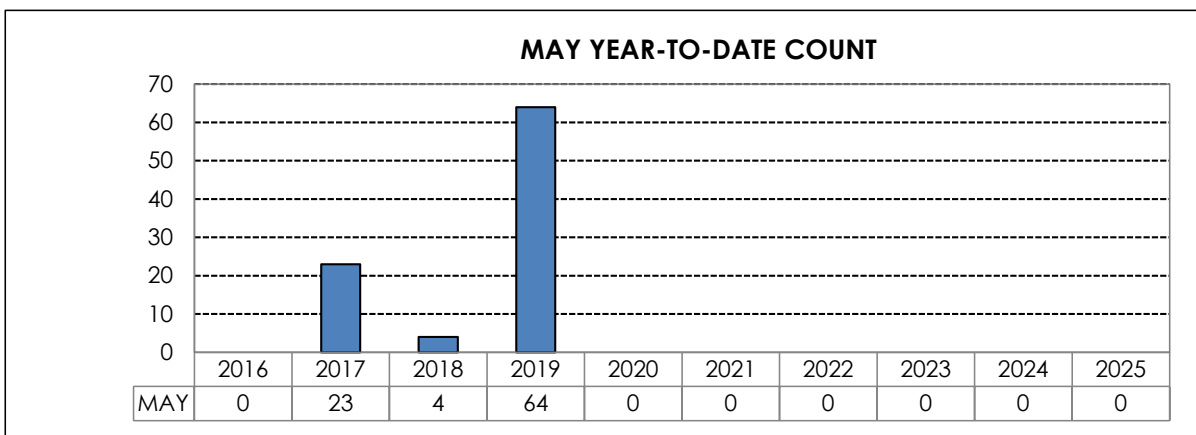
RESIDENTIAL MULTI-FAMILY NEW CONSTRUCTION MONTH END REPORT MAY 2020

(Initial recording began May 2016)

Month	2016	2017	2018	2019	2020	2021	2022	2023	2024	2025
1 January		4	0	0	0					
2 February		6	0	0	0					
3 March		*13	0	64	0					
4 April		0	4	0	0					
5 May	0	0	0	0	0					
6 June	0	0	0	0						
7 July	0	0	0	0						
8 August	0	0	0	0						
9 September	0	4	9	0						
10 October	0	0	0	0						
11 November	0	0	0	0						
12 December	0	*10	0	0						
Totals	0	37	13	64	0	0	0	0	0	0

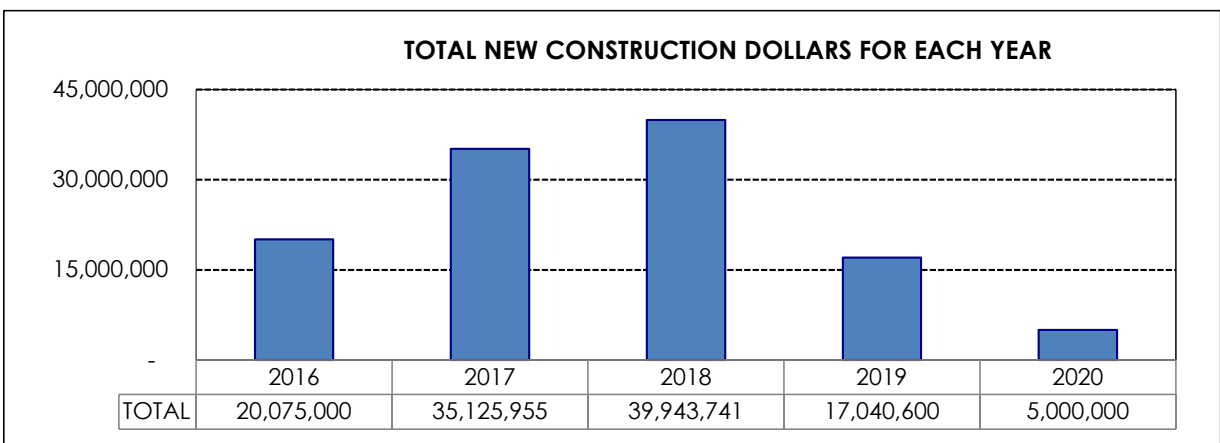
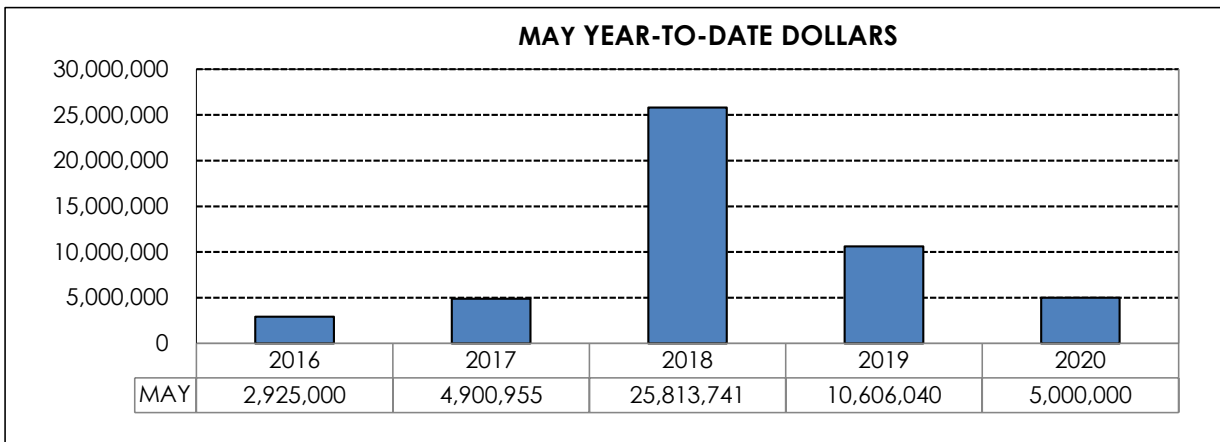
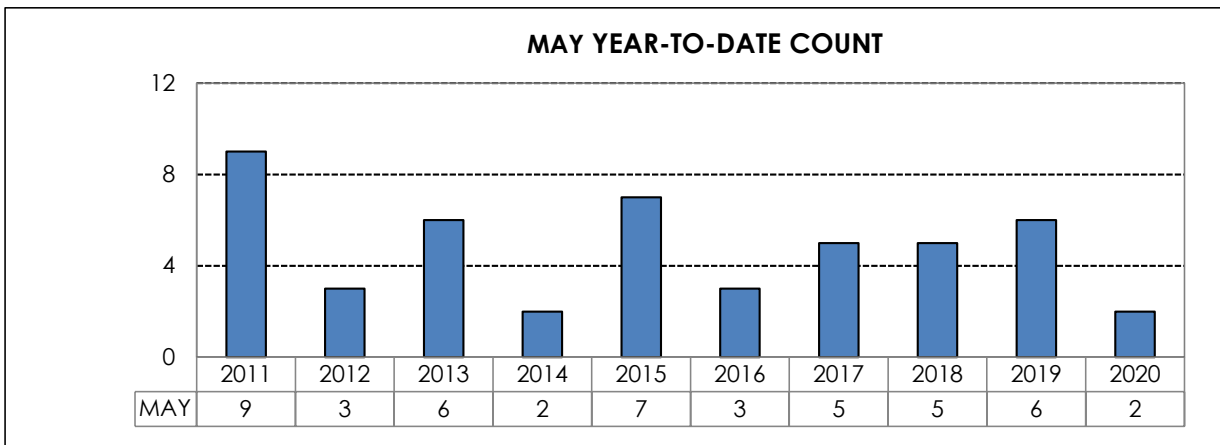
YTD	0	23	4	64	0	0	0	0	0	0
-----	---	----	---	----	---	---	---	---	---	---

*Units part of mixed use projects. Construction dollars counted towards new commercial.



COMMERCIAL NEW CONSTRUCTION MONTH END REPORT MAY 2020

Month	2011	2012	2013	2014	2015	2016	2017	2018	2019	2020
1 January	3	1	1	1	1	2	2	0	0	1
2 February	3	1	1	0	2	1	0	0	3	0
3 March	0	0	0	1	2	0	2	3	2	1
4 April	1	0	4	0	2	0	0	0	0	0
5 May	2	1	0	0	0	0	1	2	1	0
6 June	0	2	1	2	3	2	0	1	1	
7 July	0	0	1	0	0	2	0	2	0	
8 August	2	2	0	0	0	2	2	1	2	
9 September	0	0	0	3	2	3	1	1	2	
10 October	1	0	4	0	1	2	0	0	0	
11 November	1	0	1	3	1	1	2	1	0	
12 December	0	0	1	2	0	0	0	0	0	
Totals	13	7	14	12	14	15	10	11	11	2
YTD	9	3	6	2	7	3	5	5	6	2



Certificate of Occupancy Monthly List

NAME	ADDRESS	DATE	COMPLETE
MAY 2020			
Green Jungle Grow Supply	9208 N Garnett Rd	5/6/2020	Yes
Wild Ivy	201 S Main St #180	5/28/2020	Yes
918 Barre Co.	11330 N Garnett Rd #C	5/31/2020	Yes
APRIL 2020			
Mingo Aerospace	11330 E 81 St N	4/2/2020	Yes
OPS ~ Science Classrooms/Gym	8800 N 129 E Ave	4/29/2020	Yes
MARCH 2020			
Owasso Education Service Center	1501 N Ash St	3/9/2020	Yes
Emersumnice Microbrewery	102 S Main St #E	3/12/2020	Yes
Skecher's	9002 N 121 E Ave #700	3/12/2020	Yes
Tactical Transportation	7768 N Owasso Exp #A	3/17/2020	Yes
Speedy's Auto Sales	8190 N 116 E Ave	3/17/2020	Yes
Strides Pediatric Therapy	7738 N Owasso Exp	3/17/2020	Yes
Atwoods	11510 N Garnett Rd	3/24/2020	Yes
FEBRUARY 2020			
Sam's Club Vision Center	12905 E 96 St N	2/11/2020	
Board Wipe	12656 E 86 PI N	2/13/2020	Yes
Apple Barrel Cafe	14002 E 116 St N	2/18/2020	Yes
Trident Aquatic Center	10001 N 127 E Ave	2/21/2020	Yes
The Orthopaedic Center	9700 N Garnett Rd #B	2/27/2020	Yes
JANUARY 2020			
Owasso Drug	12724 E 86 St N	1/6/2020	Yes
FamilySafe Shelters	7770 N Owasso Exp	1/6/2020	Yes
Fit Body Boot Camp	8787 N Owasso Exp #M	1/6/2020	Yes
S&B Burger Joint	9529 N Owasso Exp	1/6/2020	Yes
Auto Zone	13260 E 116 St N	1/7/2020	Yes
Sparkle Squad Cleaning Service	11330 N Garnett Rd #F	1/14/2020	Yes
Oklahoma On Demand Urgent Care	11426 N 134 E Ave	1/29/2020	Yes
RX Health & Wellness	11560 N 135 E Ave #101	1/30/2020	Yes
DECEMBER 2019			
American Bank of Oklahoma	102 W 11 St N	12/10/2019	Yes
The ECS Shop/Gnu Pharma Corp	7726 N Owasso Exp	12/13/2019	Yes
Euforia	427 E 2 Ave	12/18/2019	Yes
NOVEMBER 2019			
Kate Nail Salon	8751 N 117 E Ave #K	11/5/2019	Yes
Buds Lightz	8571 N Owasso Exp #A	11/20/2019	Yes
Allegiance Title	201 S Main St #216&217	11/20/2019	Yes
The Steel Horse	201 S Main St #170	11/20/2019	Yes
OCTOBER 2019			
Schlotzky's	9495 N Owasso Exp	10/2/2019	Yes
The Turquoise Couch	8751 N 117 E Ave #A	10/9/2019	Yes
Arvest Bank	13712 E 106 St N	10/14/2019	Yes
Travis Wyrick Ins. Agency/Tulsa	11330 N Garnett Rd #B	10/15/2019	Yes
Pakalolo Hi	11237 E 114 St N	10/29/2019	Yes

Certificate of Occupancy Monthly List

NAME	ADDRESS	DATE	COMPLETE
SEPTEMBER 2019			
Academic Advantage	9500 N 129 E Ave #100	9/3/2019	Yes
Wholesale Computer	9540 N Garnett Rd #103	9/5/2019	Yes
McDonald's (remodel)	7590 N Owasso Exp	9/17/2019	Yes
Safelock Storage	12918 E 76 St N	9/27/2019	Yes
AUGUST 2019			
GC Nutrition	11330 N Garnett Rd #C	8/7/2019	Yes
Holiday Inn Express	9321 N Owasso Exp	8/29/2019	Yes
JULY 2019			
Wings To Go	9530 N 129 E Ave	7/1/2019	Yes
Casey's General Store	14498 E 86 St N	7/11/2019	Yes
Lokal Source	11413 E 96 St N #100	7/12/2019	Yes
Slim Chickens	8712 N Garnett Rd	7/19/2019	Yes
Legacy Prep Learning Academy	11111 E 116 St N	7/23/2019	Yes
Morrow Elementary School	12301 N 132 E Ave	7/31/2019	Yes
JUNE 2019			
Kim's Pho	12308 E 86 St N	6/3/2019	Yes
Mad Wook's Den	7 N Main St	6/18/2019	Yes

PERMITS APPLIED FOR IN MAY 2020

ADDRESS	BUILDER	ADD/ZONE	VALUE	A.S.F.	PERMIT#
8787 N Owasso Exp #E	A-Max Signs	OW/CS	\$ 5,400	74	20-0501-S
12415(A) E 96 St N	Crown Neon Signs	OM/CS	\$ 1,000	22	20-0502-S
11923 N 130 E Ave	Capital Homes	E@MP/RS3	\$ 150,480	2,436	20-0503-X
12916 E 86 St N	Complete Const. Ser.	ROCO/CS	\$ 150,000	2,000	20-0504-C
10201 E 93 St N	Service Master	F@BRIII/RS3	\$ 187,713	2,612	20-0505-X
8931 N 139 E Ave	OK Swimming Holes	BV/RS3	\$ 43,000	592	20-0506-P
10407 N 98 E Ave	Capital Homes	TC@MC/RS3	\$ 124,465	2,263	20-0507-X
7410 E 81 PI N	Landmark Homes	CARP/RS3	\$ 161,590	2,938	20-0508-X
502 E 2 Ave	Crown Neon Signs	OBP/CS	\$ 75,000	287	20-0509-S
10301 E 94 PI N	Blue Haven Pools	FIII@BR/RS2	\$ 58,000	451	20-0510-P
9408 N 104 E Ave	Sundown Pools	FIII@BR/RS2	\$ 26,000	200	20-0511-P
10910 N 100 E Ave	Rausch Coleman	AFIII/RS3	\$ 110,440	2,008	20-0512-X
10908 N 100 E Ave	Rausch Coleman	AFIII/RS3	\$ 103,565	1,883	20-0513-X

5 Single Family	\$ 650,540	11,528 SqFt
1 Residential Remodel	\$ 187,713	2,612 SqFt
1 Commercial Remodel	\$ 150,000	2,000 SqFt
3 Signs	\$ 81,400	383 SqFt
3 Pool	\$ 127,000	1,243 SqFt
13 Total Building Permits	\$ 1,196,653	17,766 SqFt