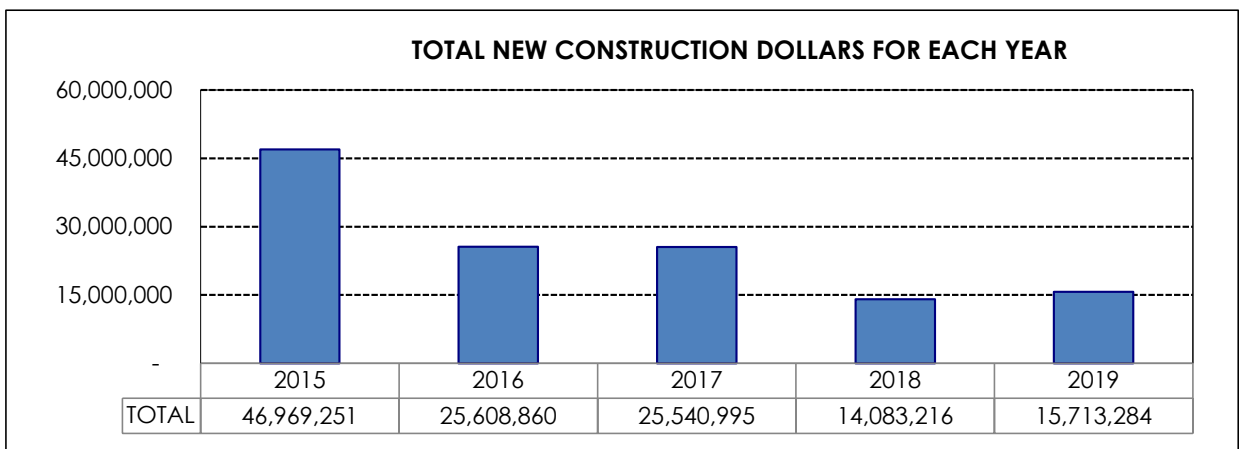
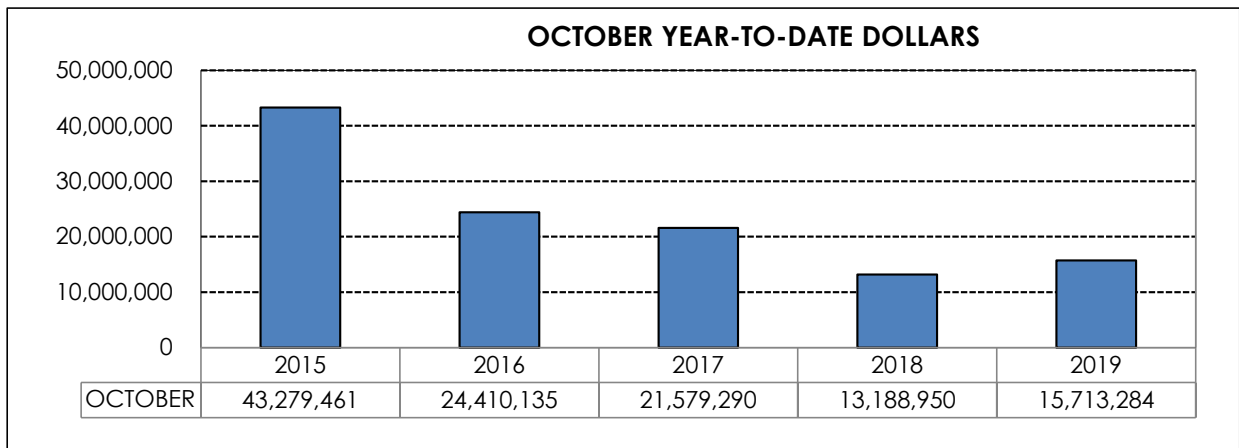
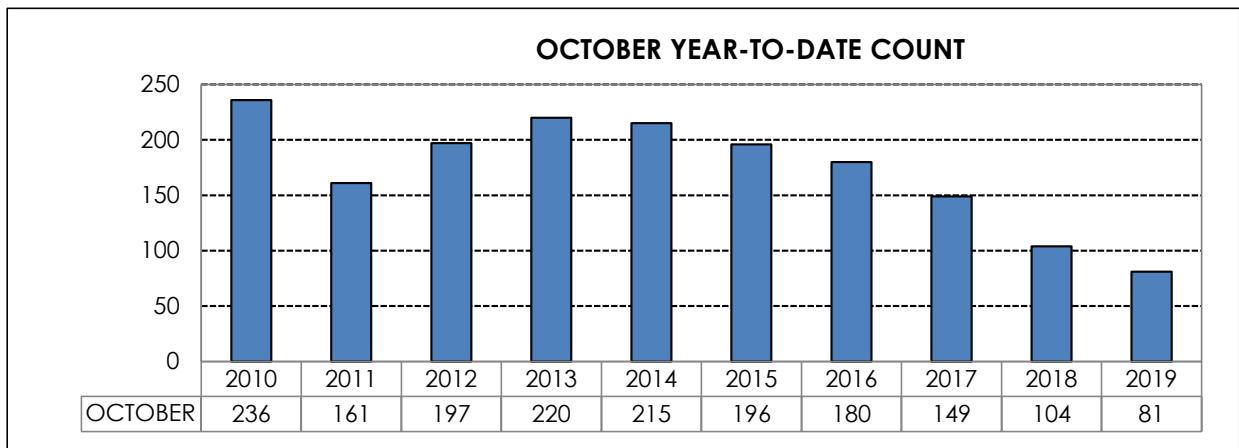


# RESIDENTIAL SINGLE FAMILY NEW CONSTRUCTION MONTH END REPORT OCTOBER 2019

Month	2010	2011	2012	2013	2014	2015	2016	2017	2018	2019
1 January	17	18	19	15	22	12	15	9	8	9
2 February	29	17	15	26	21	19	26	15	8	8
3 March	46	14	27	27	31	23	18	55	19	4
4 April	31	19	26	26	36	27	23	20	17	6
5 May	30	20	23	19	17	15	9	11	20	4
6 June	23	19	24	19	12	11	31	5	7	5
7 July	17	20	15	27	23	20	16	9	14	11
8 August	19	12	15	18	19	33	15	12	6	6
9 September	11	12	12	28	15	13	15	6	2	7
10 October	13	10	21	15	19	23	12	7	3	21
11 November	1	8	11	7	21	25	6	19	7	
12 December	9	10	16	11	34	7	3	9	6	
<b>Totals</b>	<b>246</b>	<b>179</b>	<b>224</b>	<b>238</b>	<b>270</b>	<b>228</b>	<b>189</b>	<b>177</b>	<b>117</b>	<b>81</b>
<b>YTD</b>	<b>236</b>	<b>161</b>	<b>197</b>	<b>220</b>	<b>215</b>	<b>196</b>	<b>180</b>	<b>149</b>	<b>104</b>	<b>81</b>



**CITY OF OWASSO  
RESIDENTIAL LOT INVENTORY STATUS  
October 31st, 2019**

<b><u>SUBDIVISION</u></b>	<b><u># OF LOTS</u></b>	<b><u># DEVELOPED</u></b>	<b><u># AVAILABLE</u></b>
Abbott Farms I (12/16)	65	60	5
Camelot Estates (4/07)	139	138	1
Carrington Pointe I (1/11)	171	171	0
Carrington Pointe II (11/16)	93	66	27
Charleston Place (4/19)	17	0	17
Estates at Morrow Place (9/17)	98	11	87
Hawthorne at Stone Canyon	56	0	56
Keys Landing II (1/17)	98	0	98
Miscellaneous Lots	9	7	2
Morrow Place (9/17)	89	89	0
The Cottages at Mingo Crossing (3/19)	57	25	32
Nottingham Hill (6/09)	58	21	37
<b>TOTALS</b>	<b>950</b>	<b>588</b>	<b>362</b>

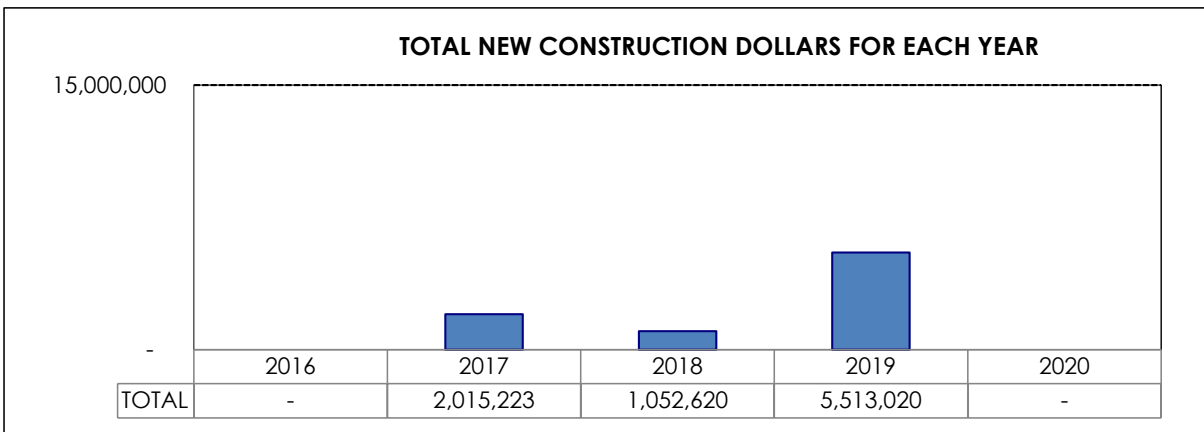
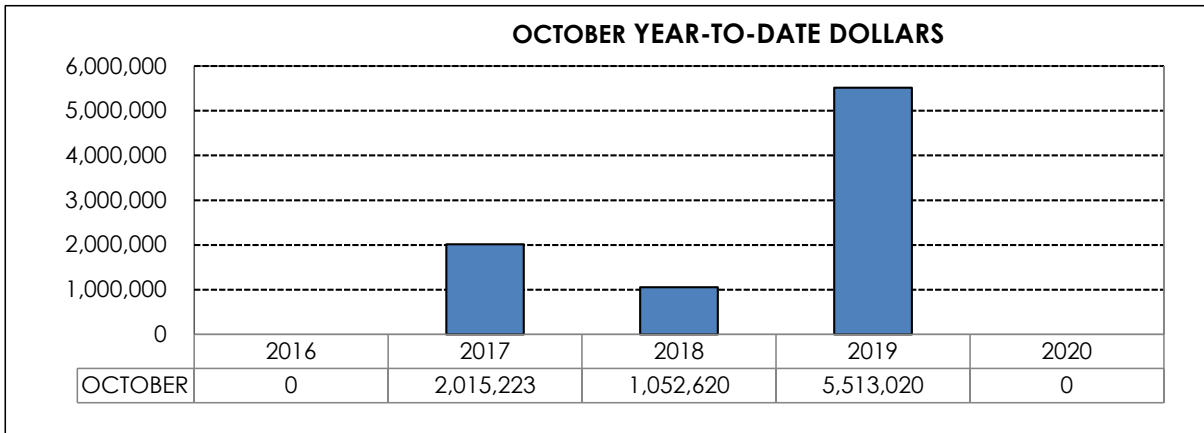
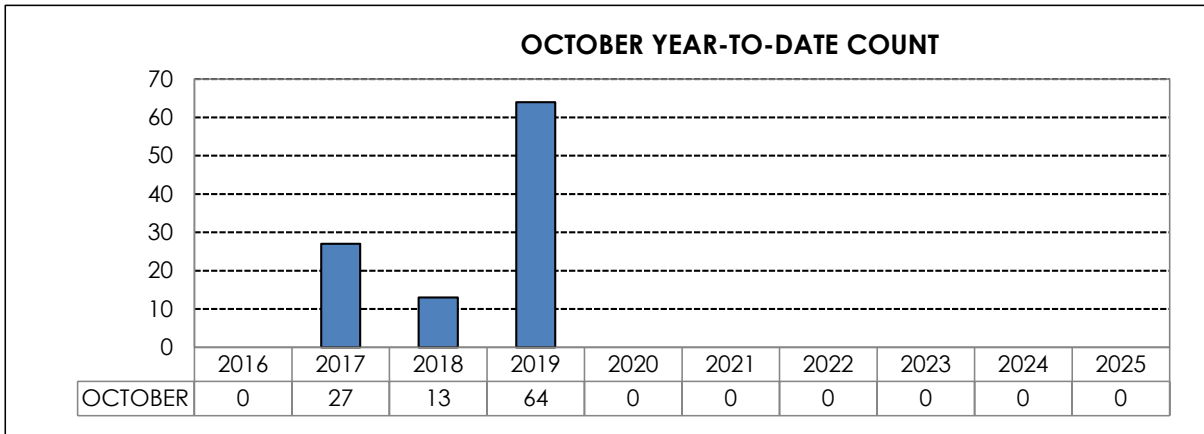
# RESIDENTIAL MULTI-FAMILY NEW CONSTRUCTION MONTH END REPORT OCTOBER 2019

(Initial recording began May 2016)

Month	2016	2017	2018	2019	2020	2021	2022	2023	2024	2025
1 January		4	0	0						
2 February		6	0	0						
3 March		*13	0	64						
4 April		0	4	0						
5 May	0	0	0	0						
6 June	0	0	0	0						
7 July	0	0	0	0						
8 August	0	0	0	0						
9 September	0	4	9	0						
10 October	0	0	0	0						
11 November	0	0	0							
12 December	0	*10	0							
<b>Totals</b>	<b>0</b>	<b>37</b>	<b>13</b>	<b>64</b>	<b>0</b>	<b>0</b>	<b>0</b>	<b>0</b>	<b>0</b>	<b>0</b>

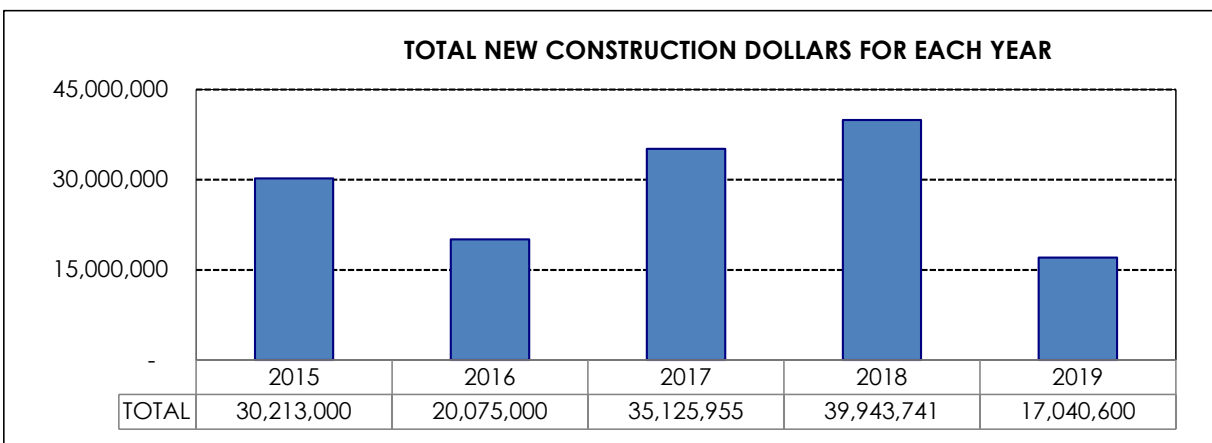
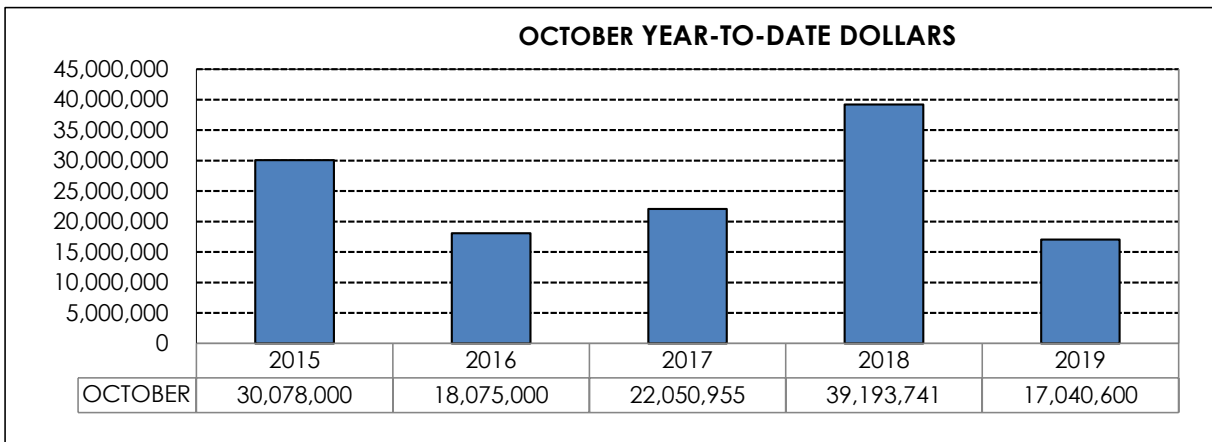
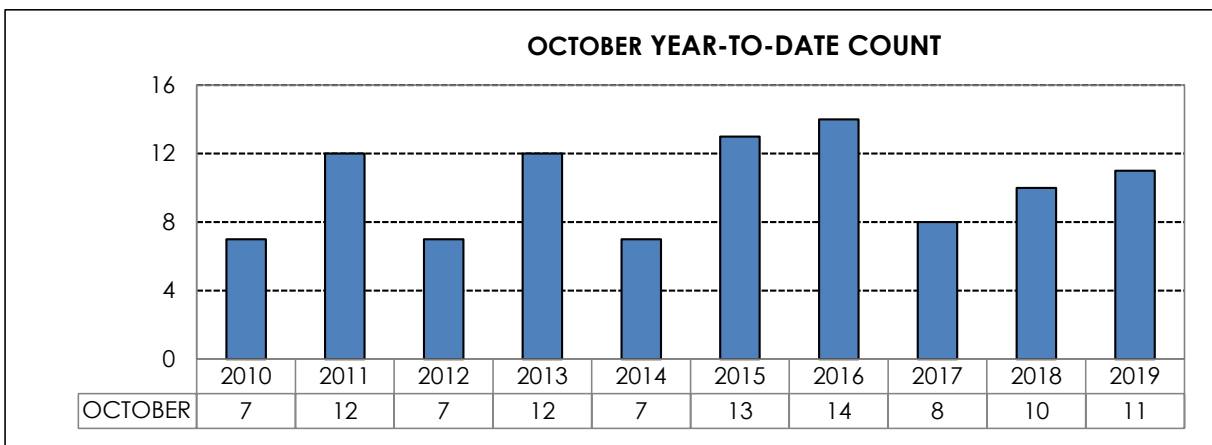
**YTD**                      **0**        **27**        **13**        **64**        **0**        **0**        **0**        **0**        **0**        **0**

\*Units part of mixed use projects. Construction dollars counted towards new commercial.



## COMMERCIAL NEW CONSTRUCTION MONTH END REPORT OCTOBER 2019

Month	2010	2011	2012	2013	2014	2015	2016	2017	2018	2019
1 January	1	3	1	1	1	1	2	2	0	0
2 February	1	3	1	1	0	2	1	0	0	3
3 March	3	0	0	0	1	2	0	2	3	2
4 April	1	1	0	4	0	2	0	0	0	0
5 May	1	2	1	0	0	0	0	1	2	1
6 June	0	0	2	1	2	3	2	0	1	1
7 July	0	0	0	1	0	0	2	0	2	0
8 August	0	2	2	0	0	0	2	2	1	2
9 September	0	0	0	0	3	2	3	1	1	2
10 October	0	1	0	4	0	1	2	0	0	0
11 November	2	1	0	1	3	1	1	2	1	
12 December	1	0	0	1	2	0	0	0	0	
<b>Totals</b>	<b>10</b>	<b>13</b>	<b>7</b>	<b>14</b>	<b>12</b>	<b>14</b>	<b>15</b>	<b>10</b>	<b>11</b>	<b>11</b>
<b>YTD</b>	<b>7</b>	<b>12</b>	<b>7</b>	<b>12</b>	<b>7</b>	<b>13</b>	<b>14</b>	<b>8</b>	<b>10</b>	<b>11</b>



# Certificate of Occupancy Monthly List

NAME	ADDRESS	DATE	COMPLETE
<b>OCTOBER 2019</b>			
Schlotzky's	9495 N Owasso Exp	10/2/2019	Yes
The Turquoise Couch	8751 N 117 E Ave #A	10/9/2019	Yes
Travis Wyrick Ins. Agency/Tulsa	11330 N Garnett Rd #B	10/15/2019	Yes
McDonald's (remodel)	7590 N Owasso Exp	10/17/2019	Yes
Pakalolo Hi	11237 E 114 St N	10/29/2019	Yes
<b>SEPTEMBER 2019</b>			
Academic Advantage	9500 N 129 E Ave #100	9/3/2019	Yes
Wholesale Computer	9540 N Garnett Rd #103	9/5/2019	Yes
Safelock Storage	12918 E 76 St N	9/27/2019	Yes
<b>AUGUST 2019</b>			
GC Nutrition	11330 N Garnett Rd #C	8/7/2019	Yes
Holiday Inn Express	9321 N Owasso Exp	8/29/2019	Yes
<b>JULY 2019</b>			
Wings To Go	9530 N 129 E Ave	7/1/2019	Yes
Casey's General Store	14498 E 86 St N	7/11/2019	Yes
Lokal Source	11413 E 96 St N #100	7/12/2019	Yes
Slim Chickens	8712 N Garnett Rd	7/19/2019	Yes
Legacy Prep Learning Academy	11111 E 116 St N	7/23/2019	Yes
Morrow Elementary School	12301 N 132 E Ave	7/31/2019	Yes
<b>JUNE 2019</b>			
Kim's Pho	12308 E 86 St N	6/3/2019	Yes
Mad Wook's Den	7 N Main St	6/18/2019	Yes
<b>MAY 2019</b>			
Owasso Coffee Company	13720 E 86 St N #100	5/8/2019	Yes
Tulsa Higher Care Clinic	9540 N Garnett Rd #112	5/9/2019	Yes
Yinzers	12806 E 86 St N #C	5/15/2019	Yes
Chang's Asian Market	11634/11636 E 86 St N	5/31/2019	Yes
<b>APRIL 2019</b>			
City of Owasso Fire Station #4	11933 E 116 St N	4/5/2019	Yes
Bison Records Dispensary	300 W 2 Ave	4/15/2019	Yes
Urban Okie	4 S Main St	4/29/2019	Yes
The Artisan	12654 E 86 PI N	4/30/2019	Yes
<b>MARCH 2019</b>			
Art in Bloom	102 S Main Street #A	3/4/2019	Yes
Home2 Suites	8882 N Garnett Rd	3/6/2019	Yes
Simply Plus	422 E 22 St	3/12/2019	Yes
Broadleaf Dispensary	8355 N Owasso Exp	3/14/2019	Yes
ARTastic	11519 N Garnett Rd	3/20/2019	Yes
Glossy Nails & Spa	12307 E 96 St N	3/21/2019	Yes
<b>FEBRUARY 2019</b>			
Nutrishop Owasso	413 E 2 Ave	2/11/2019	Yes
Little Caesar's Pizza (remodel)	12375 E 86 St N #102	2/20/2019	Yes
Big Bud's Dispensary	11505 E 83 St N	2/27/2019	Yes
<b>JANUARY 2019</b>			
Thompson Fam.Neighborhood@Bap.Village	12317 E 73 St N	1/17/2019	Yes
Black Bear Diner	9039 N 121 E Ave	1/22/2019	Yes
<b>DECEMBER 2018</b>			
Spectrum Paint	11560 N 135 E Ave#109	12/12/2018	Yes
Mari MED	9200 N Garnett Rd	12/18/2018	Yes
Kum & Go	13704 E 106 St N	12/18/2018	Yes
<b>NOVEMBER 2018</b>			
Smoke	201 S Main St #100	11/12/2018	Yes
Mad Eats	201 S Main St #130	11/12/2018	Yes
The Drip Beverage Lab	201 S Main St #150	11/14/2018	Yes
The Greenery	7800 N Owasso Exp #A	11/15/2018	Yes
Seven6Main Building	201 S Main St	11/30/2018	Yes

## PERMITS APPLIED FOR IN OCTOBER 2019

ADDRESS	BUILDER	ADD/ZONE	VALUE	A.S.F.	PERMIT#
14100 E 91 St N	Strategic Builders	CE/RS3	\$ 129,525	2,355	19-1001-X
207 W 4 St N	Homeowner	SL/RS3	\$ 1,000	575	19-1002-X
7 N Main St	Fastsigns	OT/DM	\$ 644	10	19-1003-S
7 N Main St	Fastsigns	OT/DM	\$ 839	12	19-1004-S
8751 N 117 E Ave	Rainbow Signs	MVSC/CS	\$ 6,000	65	19-1005-S
8751 N 117 E Ave #A	Fastsigns	MVSC/CS	\$ 6,300	132	19-1006-S
8730 N Owasso Exp	Integrity Signs	OW/CS	\$ 2,000	25	19-1007-S
12802 E 86 St N	A-Max Signs	ECCC/CG	\$ 1,500	28	19-1008-S
7709 N 126 E Ave	New Age Homes	EC/RS3	\$ 137,995	2,509	19-1009-X
9709 N 112 E Ave	Reset Restoration	ERV/RS3	\$ 15,000	1,600	19-1010-X
11507 E 105 St N	Eden Framing Const.	SP/RS3	\$ 6,000	240	19-1011-X
9711 N 112 E Ave	Homeowner	ERV/RS3	\$ 25,000	1,720	19-1012-X
11811 N 130 E Ave	Simmons Homes	E@MP/RS3	\$ 138,655	2,521	19-1013-X
13105 E 119 Ct N	Simmons Homes	E@MP/RS3	\$ 133,815	2,433	19-1014-X
10305 N 98 E Ave	Capital Homes	TC@MC/RS3	\$ 126,060	2,292	19-1015-X
9703 E 105 St N	Capital Homes	TC@MC/RS3	\$ 159,390	2,898	19-1016-X
9701 E 105 St N	Capital Homes	TC@MC/RS3	\$ 131,450	2,390	19-1017-X
9806 E 102 St N	Capital Homes	TC@MC/RS3	\$ 127,545	2,319	19-1018-X
10204 N 99 E Ave	Capital Homes	TC@MC/RS3	\$ 131,450	2,390	19-1019-X
9072 N 121 E Ave	A-Max Signs	TC@Owasso/CS	\$ 30,000	197	19-1020-S
11500 N Garnett Rd	Home Force	Center@169/20	\$ 21,000	100	19-1021-C
12008 N 131 E Ave	Simmons Homes	E@MP/RS3	\$ 115,778	2,105	19-1022-X
13003 E 120 St N	Simmons Homes	E@MP/RS3	\$ 153,285	2,787	19-1023-X
13001 E 120 St N	Simmons Homes	E@MP/RS3	\$ 133,815	2,433	19-1024-X
11911 N 131 E Ave	Simmons Homes	E@MP/RS3	\$ 115,775	2,105	19-1025-X
12905 E 96 St N	TBD	WF/CS	\$ 272,972	850	19-1026-C
11913 N 131 E Ave	Simmons Homes	E@MP/RS3	\$ 138,655	2,521	19-1027-X
12102 N 131 E Ave	Simmons Homes	E@MP/RS3	\$ 153,285	2,787	19-1028-X
13003 E 119 Pl N	Simmons Homes	E@MP/RS3	\$ 129,745	2,359	19-1029-X
13106 E 119 Ct N	Simmons Homes	E@MP/RS3	\$ 143,220	2,604	19-1030-X
11917 N 131 E Ave	Simmons Homes	E@MP/RS3	\$ 162,195	2,949	19-1031-X
8103 N 76 E Ave	Landmark Homes	CARP/RS3	\$ 161,590	2,938	19-1032-X
7507 E 82 St N	Landmark Homes	CARP/RS3	\$ 145,530	2,646	19-1033-X
12451 E 100 St N	AGI Signs	OMC/OM	\$ 41,858	593	19-1034-S
13260 E 116 St N	Insignia Signs	GCCC/CS	\$ 13,800	189	19-1035-S
9320 N 136 E Ave	Grante Fiberglass	PVE/RS3	\$ 32,000	576	19-1036-P
10205 N 99 E Ave	Capital Homes	TC@MC/RS3	\$ 122,760	2,232	19-1037-X
11616 E 86 St N	A-Max Signs	3L/CS	\$ 15,000	60	19-1038-S
12899 E 76 St N #103	A-Max Signs	76SPP/CS	\$ 3,000	36	19-1039-S
11560 N 135 E Ave #101	Murphy Construction	GCCC/CS	\$ 154,000	2,362	19-1040-C
202 W 17 St	Homeowner	AH/RS3	\$ 5,000	240	19-1041-X
108 W 1 St #C	Barry Hensen	OT/OM	\$ 380,000	2,818	19-1042-C
9551 N Owasso Exp #100	Global Sign Solutions	CW/CS	\$ 8,200	76	19-1043-S

## PERMITS APPLIED FOR IN OCTOBER 2019

11560 N 135 E Ave #101	Wiggin Properties	GCCCI/CS	\$ 300,000	2,376	19-1044-C
------------------------	-------------------	----------	------------	-------	-----------

<b>21 Single Family</b>	<b>\$ 2,891,518</b>	<b>52,573 SqFt</b>
<b>2 Residential Remodel</b>	<b>\$ 40,000</b>	<b>3,320 SqFt</b>
<b>3 Accessory</b>	<b>\$ 12,000</b>	<b>1,055 SqFt</b>
<b>5 Commercial Remodel</b>	<b>\$ 1,127,972</b>	<b>8,506 SqFt</b>
<b>12 Signs</b>	<b>\$ 129,141</b>	<b>1,423 SqFt</b>
<b>1 Pool</b>	<b>\$ 32,000</b>	<b>576 SqFt</b>
<b>44 Total Building Permits</b>	<b>\$ 4,232,631</b>	<b>67,453 SqFt</b>

**NEW HOME PERMITS APPLIED FOR WITHIN OWASSO FENCELINE - OCTOBER 2019**

<b>ADDRESS</b>	<b>COUNTY</b>	<b>BUILDER</b>	<b>TYPE</b>	<b>VALUE</b>
15516 E 82 St N	Rogers	Denham Homes	New Home	\$200,000.00
15016 E 82 St N	Rogers	Denham Homes	New Home	\$180,000.00
19580 E Slate Dr	Rogers	Executive Homes	New Home	\$240,000.00
16511 E 114 St N	Rogers	Simmons Homes	New Home	\$177,300.00

<b>4 Single Family</b>		<b>\$797,300.00</b>
<b>0 Multi Family</b>		
<b>4 Total</b>		<b>\$797,300.00</b>